








GCSE APPLIED SCIENCE (DOUBLE) UNIT 2 HIGHER 3445UB0-1

All Candidates' performance across questions

						
Question Title	N	Mean	SD	Max Mark	FF	Attempt %
1abc	90	8.3	3.5	19	43.5	100
1d	86	0.9	1.2	6	14.5	95.6
2	90	6.2	3	16	38.8	100
3	89	3.8	2.2	12	31.6	98.9
4	89	2.7	2.2	12	22.7	98.9
5	88	1.7	2	10	16.9	97.8

